

30-10 3-arm universal puller



APPLICATION IMAGE



DESCRIPTION

The 3-arm universal puller is used to remove bearings, gears and discs in all standard sizes for trades, workshops and industry. It can be used to remove any component that sits on a shaft and is freely accessible from the outside. Equipped with robust and adjustable standard hooks, the puller all-rounder ensures particularly safe, non-destructive removal both on external removal and internal extraction. The 3-arm design guarantees even load distribution and therefore a particularly secure grip on the part to be removed.

RANGE OF APPLICATION

For pulling off bearings, gear wheels and discs

BENEFIT

- Screw connection enables easy loosening and particularly tight fastening of the pulling hooks with a hexagon wrench
- 3-jaw design ensures even force distribution and enables greater pulling power
- Easy application also with eccentric components due to free-moving pulling hooks sliding off the crossbar
- Hexagon drive on the crossbeam, for safe counter holding
- Variable adjustment to any span between 0 mm - 130 mm
- Shear-resistant suspension of the claw in the slide piece (Armlock Technology)
- Secure positioning of the spindle thanks to the rotatable spindle tip, both on smooth surfaces and when centring (Switch Technology)
- Optionally convertible from an external extractor to an internal extractor by reversing the pulling hooks
- Anti-slip guard on the spindle head for safe working with wrench
- Spindle riser protects the threading

OPERATION

- Attach the Pulling hook to the part to be extracted from the outside
- Slide the claws under the component
- Use a spanner to fasten the hooks
- Pull the spindle manually under pressure to fix it
- Use a ratchet or combination spanner to move the hexagon on the spindle head until the component is released

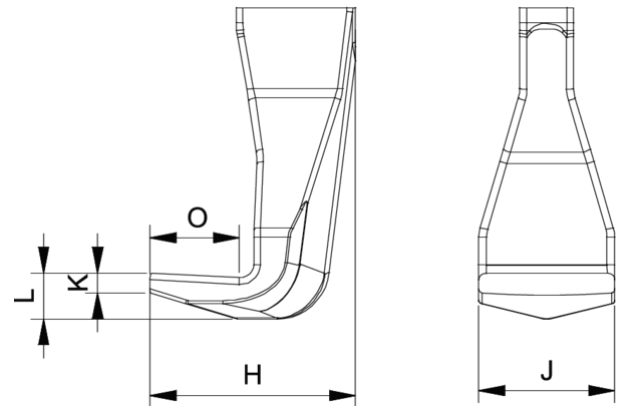
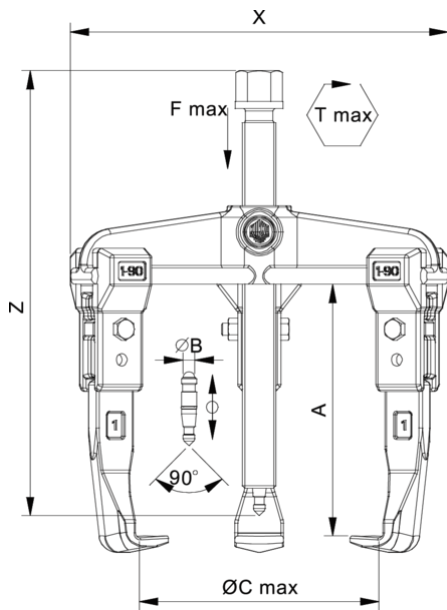
MASTER DATA

GTIN	4021176013621
Country of origin	DE
Material	Tool steel
Series	30-Classic
Net weight [kg]	1,59 kg
Package contents	1 piece
Packaging Act	PAP 21

SPARE PARTS

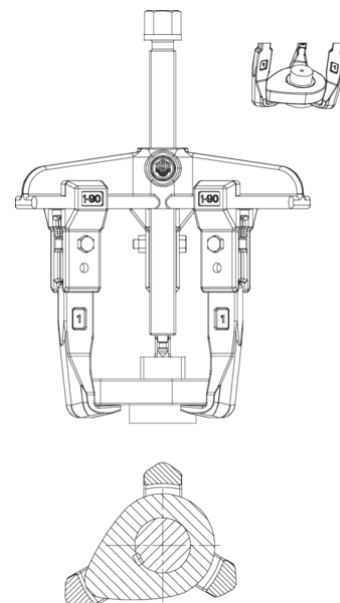
- 30-10-T_Traverse
- 1-90-S_Standard Pulling hooks (set)
- 614135_Mechanical pressure spindle
- 612140_Two-sided spindle tip

3-arm universal puller



Abbreviation	Attribut	Wert
X	Total width [mm]	174 mm
Y	Total depth [mm]	174 mm
Z	Total height [mm]	158 mm
A	Clamping depth outside pull-off [mm]	100 mm
S1	Width across flats [mm]	17 mm
Cmin	Span outside pull-off (min.) [mm]	0 mm
Cmax	Span outside pull-off (max.) [mm]	130 mm
K	Hook root thickness at the tip (claw thickness K) [mm]	3 mm
J	Hook base width (claw width J) [mm]	20,5 mm
O	Hook base depth usable (claw depth usable O) [mm]	15,5 mm
H	Total hook root depth (total claw depth H) [mm]	31 mm
L	Total claw thickness (L+1mm) (claw distance to base surface) [mm]	10 mm
Emin	Span inside pull-out (min.) [mm]	70 mm
Emax	Span inside pull-out (max.) [mm]	180 mm
Tmax	Max. torque [Nm]	80 Nm
Fmax	Max. tractive force [t]	6 t
Fmax	Max. tensile force [kN]	60 kN

Abbreviation	Attribut	Wert
X	Total width [mm]	174 mm
Y	Total depth [mm]	174 mm
Z	Total height [mm]	158 mm
A	Clamping depth outside pull-off [mm]	100 mm
S1	Width across flats [mm]	17 mm
Cmin	Span outside pull-off (min.) [mm]	0 mm
Cmax	Span outside pull-off (max.) [mm]	130 mm
K	Hook root thickness at the tip (claw thickness K) [mm]	3 mm
J	Hook base width (claw width J) [mm]	20,5 mm
O	Hook base depth usable (claw depth usable O) [mm]	15,5 mm
H	Total hook root depth (total claw depth H) [mm]	31 mm
L	Total claw thickness (L+1mm) (claw distance to base surface) [mm]	10 mm
Emin	Span inside pull-out (min.) [mm]	70 mm
Emax	Span inside pull-out (max.) [mm]	180 mm
Tmax	Max. torque [Nm]	80 Nm
Fmax	Max. tractive force [t]	6 t
Fmax	Max. tensile force [kN]	60 kN



Abbreviation	Diagram	Wert
X		174 mm
Y		174 mm
Z		158 mm
A		100 mm
S1		17 mm
Cmin		0 mm
Cmax		130 mm
K		3 mm
J		20,5 mm
O		15,5 mm
H		31 mm
L		10 mm
Emin		70 mm
Emax		180 mm
Tmax		80 Nm
Fmax		6 t
Fmax		60 kN

30-10 Datenzeichnung

Abbreviation	Attribut	Wert
X	Total width [mm]	174 mm
Y	Total depth [mm]	174 mm
Z	Total height [mm]	158 mm
A	Clamping depth outside pull-off [mm]	100 mm
S1	Width across flats [mm]	17 mm
Cmin	Span outside pull-off (min.) [mm]	0 mm
Cmax	Span outside pull-off (max.) [mm]	130 mm
K	Hook root thickness at the tip (claw thickness K) [mm]	3 mm
J	Hook base width (claw width J) [mm]	20,5 mm
O	Hook base depth usable (claw depth usable O) [mm]	15,5 mm
H	Total hook root depth (total claw depth H) [mm]	31 mm
L	Total claw thickness (L+1mm) (claw distance to base surface) [mm]	10 mm
Emin	Span inside pull-out (min.) [mm]	70 mm
Emax	Span inside pull-out (max.) [mm]	180 mm
Tmax	Max. torque [Nm]	80 Nm
Fmax	Max. tractive force [t]	6 t
Fmax	Max. tensile force [kN]	60 kN