

208-0 2-armed lug puller with oscillating, reversible puller legs and adjustable clamping depth



DESCRIPTION

The 2-arm lug puller with oscillating, reversible puller legs and adjustable clamping depth is used for centric pull-off of bearings, gears and washers in all common sizes for handcraft, workshop and industry. It can be used to loosen any component that sits on a shaft and is freely accessible from the outside. The puller legs can be used on both sides. The claw shape differs depending on the design

RANGE OF APPLICATION

For centric extraction of bearings, gear wheels and discs

BENEFIT

- Adjustable puller legs for individual adjustment of the clamping depth thanks to multiple holes in the puller legs
- Oscillating puller legs offer a wide range of adjustment possibilities
- Pulling legs with different claw shape for flexible working in
- Claw end with slot provides hold for screw for additional support when pulling off
- Anti-slip device on the spindle head for safe working with spanners
- Spindle run-out to protect the thread

OPERATION

- Apply the puller leg to the part to be removed from the outside
- Swing the claws under the part
- Pull the spindle manually to fix it
- Move the hexagon on the spindle head with a ratchet or a combination spanner until the component is loosened

MASTER DATA

GTIN	4021176432248
Country of origin	DE
Material	Tool steel
Series	208
Net weight [kg]	0,5 kg
Gross weight [kg]	
Package contents	1 piece
Packaging Act	PAP 21

SPARE PARTS

- 208-0-100-P_2 Trigger hook (pair)
- 41-0-T_Traverse
- 610110_Mechanical pressure spindle

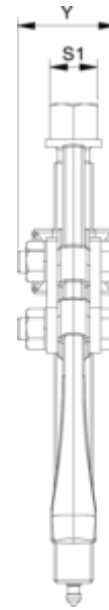
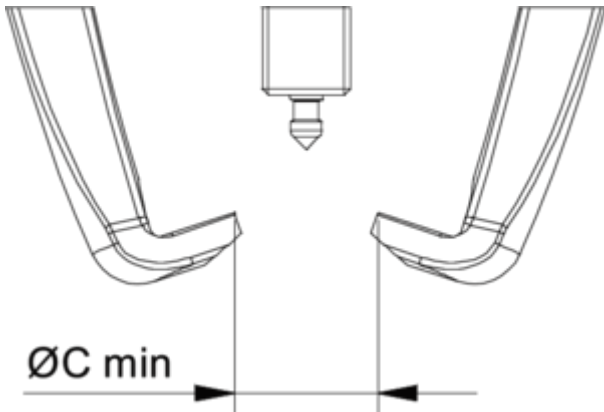
APPLICATION IMAGE



DETAIL IMAGE

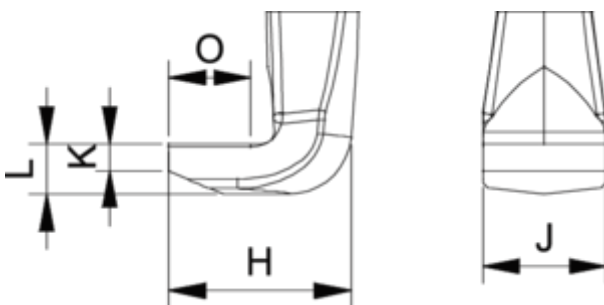


2-armed lug puller with oscillating, reversible puller legs and adjustable clamping depth



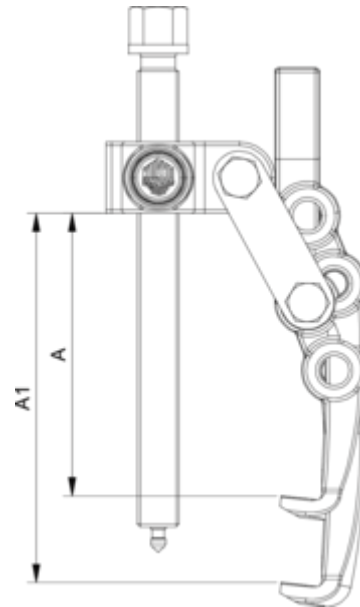
Abbreviation	Attribut	Wert
X	Total width [mm]	122 mm
Y	Total depth [mm]	20 mm
Z	Total height [mm]	75 mm
A	Clamping depth outside pull-off [mm]	50 mm
S1	Width across flats [mm]	13 mm
Cmin	Span outside pull-off (min.) [mm]	12 mm
Cmax	Span outside pull-off (max.) [mm]	100 mm
K	Hook root thickness at the tip (claw thickness K) [mm]	5 mm
J	Hook base width (claw width J) [mm]	10 mm
O	Hook base depth usable (claw depth usable O) [mm]	9 mm
H	Total hook root depth (total claw depth H) [mm]	20 mm
L	Total claw thickness (L+1mm) (claw distance to base) [mm]	5 mm
Emin	Span inside pull-out (min.) [mm]	
Emax	Span inside pull-out (max.) [mm]	
Tmax	Max. torque [Nm]	20 Nm
Fmax	Max. tractive force [t]	1 t
Fmax	Max. tensile force [kN]	10 kN
S1	Width across flats connecting nut [mm]	

Abbreviation	Attribut	Wert
X	Total width [mm]	122 mm
Y	Total depth [mm]	20 mm
Z	Total height [mm]	75 mm
A	Clamping depth outside pull-off [mm]	50 mm
S1	Width across flats [mm]	13 mm
Cmin	Span outside pull-off (min.) [mm]	12 mm
Cmax	Span outside pull-off (max.) [mm]	100 mm
K	Hook root thickness at the tip (claw thickness K) [mm]	5 mm
J	Hook base width (claw width J) [mm]	10 mm
O	Hook base depth usable (claw depth usable O) [mm]	9 mm
H	Total hook root depth (total claw depth H) [mm]	20 mm
L	Total claw thickness (L+1mm) (claw distance to base) [mm]	5 mm
Emin	Span inside pull-out (min.) [mm]	
Emax	Span inside pull-out (max.) [mm]	
Tmax	Max. torque [Nm]	20 Nm
Fmax	Max. tractive force [t]	1 t
Fmax	Max. tensile force [kN]	10 kN
S1	Width across flats connecting nut [mm]	

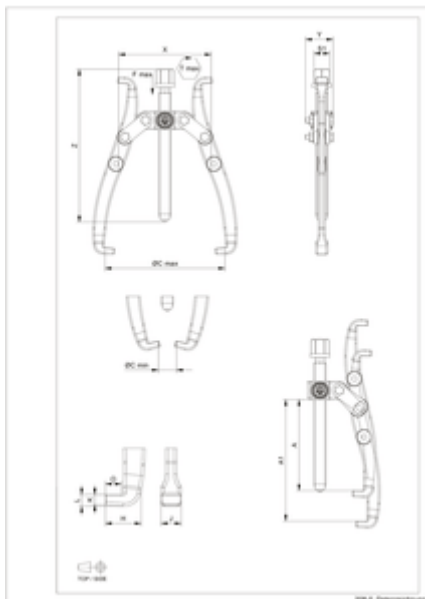


Abbreviation	Attribut	Wert
X	Total width [mm]	122 mm

Y	Total depth [mm]	20 mm
Z	Total height [mm]	75 mm
A	Clamping depth outside pull-off [mm]	50 mm
S1	Width across flats [mm]	13 mm
Cmin	Span outside pull-off (min.) [mm]	12 mm
Cmax	Span outside pull-off (max.) [mm]	100 mm
K	Hook root thickness at the tip (claw thickness K) [mm]	5 mm
J	Hook base width (claw width J) [mm]	10 mm
O	Hook base depth usable (claw depth usable O) [mm]	9 mm
H	Total hook root depth (total claw depth H) [mm]	20 mm
L	Total claw thickness (L+1mm) (claw distance to base) [mm]	5 mm
Emin	Span inside pull-out (min.) [mm]	
Emax	Span inside pull-out (max.) [mm]	
Tmax	Max. torque [Nm]	20 Nm
Fmax	Max. tractive force [t]	1 t
Fmax	Max. tensile force [kN]	10 kN
S1	Width across flats connecting nut [mm]	



Abbreviation	Attribut	Wert
X	Total width [mm]	122 mm
Y	Total depth [mm]	20 mm
Z	Total height [mm]	75 mm
A	Clamping depth outside pull-off [mm]	50 mm
S1	Width across flats [mm]	13 mm
Cmin	Span outside pull-off (min.) [mm]	12 mm
Cmax	Span outside pull-off (max.) [mm]	100 mm
K	Hook root thickness at the tip (claw thickness K) [mm]	5 mm
J	Hook base width (claw width J) [mm]	10 mm
O	Hook base depth usable (claw depth usable O) [mm]	9 mm
H	Total hook root depth (total claw depth H) [mm]	20 mm
L	Total claw thickness (L+1mm) (claw distance to base) [mm]	5 mm
Emin	Span inside pull-out (min.) [mm]	
Emax	Span inside pull-out (max.) [mm]	
Tmax	Max. torque [Nm]	20 Nm
Fmax	Max. tractive force [t]	1 t
Fmax	Max. tensile force [kN]	10 kN
S1	Width across flats connecting nut [mm]	



Abbreviation	Attribut	Wert
X	Total width [mm]	122 mm
Y	Total depth [mm]	20 mm
Z	Total height [mm]	75 mm
A	Clamping depth outside pull-off [mm]	50 mm
S1	Width across flats [mm]	13 mm

Cmin	Span outside pull-off (min.) [mm]	12 mm
Cmax	Span outside pull-off (max.) [mm]	100 mm
K	Hook root thickness at the tip (claw thickness K) [mm]	5 mm
J	Hook base width (claw width J) [mm]	10 mm
O	Hook base depth usable (claw depth usable O) [mm]	9 mm
H	Total hook root depth (total claw depth H) [mm]	20 mm
L	Total claw thickness (L+1mm) (claw distance to base) [mm]	5 mm
Emin	Span inside pull-out (min.) [mm]	
Emax	Span inside pull-out (max.) [mm]	
Tmax	Max. torque [Nm]	20 Nm
Fmax	Max. tractive force [t]	1 t
Fmax	Max. tensile force [kN]	10 kN
S1	Width across flats connecting nut [mm]	