

202-3 3-armed lug puller with oscillating and reversible puller legs



DESCRIPTION

The 3-arm lug puller with oscillating and reversible puller legs is used for centric pulling off of bearings, gears and washers in all common sizes for handcraft, workshop and industry. It can be used to loosen any component that sits on a shaft and is freely accessible from the outside. The oscillating puller legs with adjustable clamping depth can be used on both sides. The claw shape differs depending on the version. The 3-arm design guarantees even load distribution and thus a particularly secure hold on the part to be extracted

RANGE OF APPLICATION

For centric extraction of bearings, gear wheels and discs

BENEFIT

- - Adjustable and 180° rotatable puller legs for individual adjustment of the clamping depth
- - Oscillating puller legs offer a wide range of adjustment options
- - Pulling legs with different claw shape for flexible working
- - Claw end with slot provides hold for screw for additional support when pulling off
- - 3-arm design ensures an even distribution of force and allows for greater pull-off forces
- - Safe positioning of the spindle due to rotatable spindle tip both on smooth surfaces and for centring (Switch Technology)
- - Anti-slip device on the spindle head for safe working with spanners
- - Spindle run-out to protect the thread

OPERATION

- Apply the puller leg to the part to be removed from the outside
- Swing the claws under the part
- Pull the spindle manually to fix it
- Move the hexagon on the spindle head with a ratchet or a combination spanner until the component is loosened

MASTER DATA

GTIN	4021176027338
Country of origin	DE
Material	Tool steel
Series	202
Net weight [kg]	6,775 kg
Gross weight [kg]	
Package contents	1 piece
Packaging Act	PAP 21

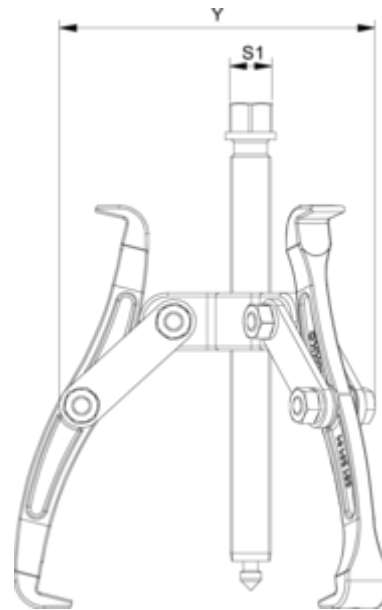
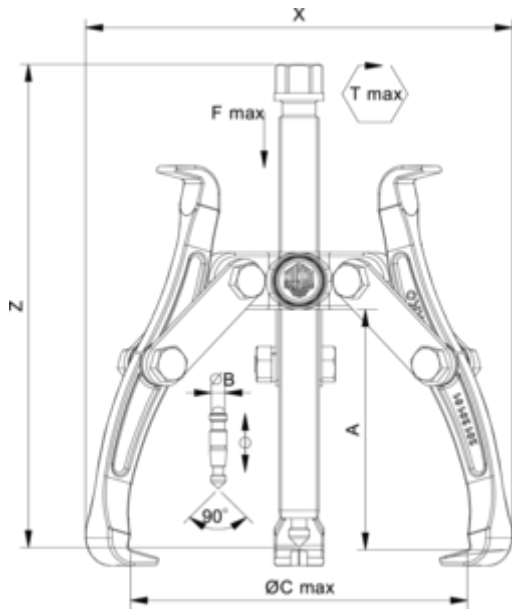
SPARE PARTS

- 202-3-T_Traverse
- 202-3-260-S_3 Trigger hook (set)
- 626300_Mechanical pressure spindle

DETAIL IMAGE

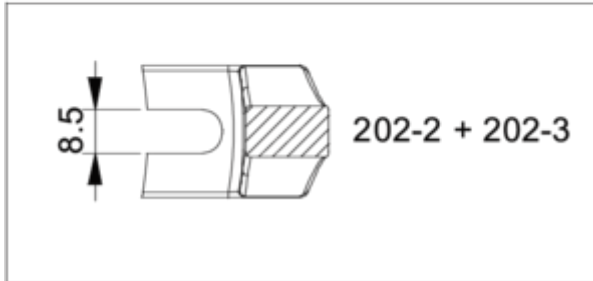
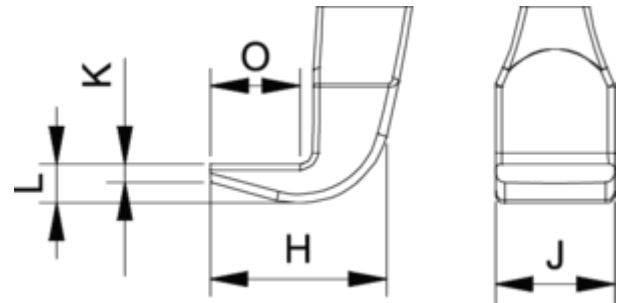
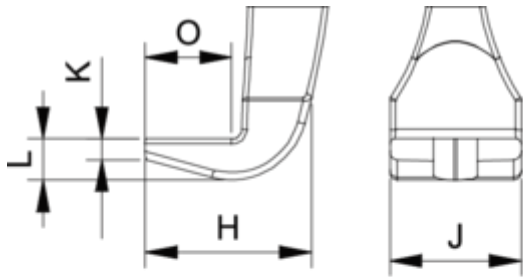


3-armed lug puller with oscillating and reversible puller legs



Abbreviation	Attribut	Wert
X	Total width [mm]	330 mm
Y	Total depth [mm]	330 mm
Z	Total height [mm]	330 mm
A	Clamping depth outside pull-off [mm]	260 mm
S1	Width across flats [mm]	27 mm
Cmin	Span outside pull-off (min.) [mm]	0 mm
Cmax	Span outside pull-off (max.) [mm]	300 mm
K	Hook root thickness at the tip (claw thickness K) [mm]	5 mm
J	Hook base width (claw width J) [mm]	26 mm
O	Hook base depth usable (claw depth usable O) [mm]	20 mm
H	Total hook root depth (total claw depth H) [mm]	35 mm
L	Total claw thickness (L+1mm) (claw distance to base) [mm]	12 mm
Emin	Span inside pull-out (min.) [mm]	112 mm
Emax	Span inside pull-out (max.) [mm]	
Tmax	Max. torque [Nm]	250 Nm
Fmax	Max. tractive force [t]	10 t
Fmax	Max. tensile force [kN]	100 kN
S1	Width across flats connecting nut [mm]	

Abbreviation	Attribut	Wert
X	Total width [mm]	330 mm
Y	Total depth [mm]	330 mm
Z	Total height [mm]	330 mm
A	Clamping depth outside pull-off [mm]	260 mm
S1	Width across flats [mm]	27 mm
Cmin	Span outside pull-off (min.) [mm]	0 mm
Cmax	Span outside pull-off (max.) [mm]	300 mm
K	Hook root thickness at the tip (claw thickness K) [mm]	5 mm
J	Hook base width (claw width J) [mm]	26 mm
O	Hook base depth usable (claw depth usable O) [mm]	20 mm
H	Total hook root depth (total claw depth H) [mm]	35 mm
L	Total claw thickness (L+1mm) (claw distance to base) [mm]	12 mm
Emin	Span inside pull-out (min.) [mm]	112 mm
Emax	Span inside pull-out (max.) [mm]	
Tmax	Max. torque [Nm]	250 Nm
Fmax	Max. tractive force [t]	10 t
Fmax	Max. tensile force [kN]	100 kN
S1	Width across flats connecting nut [mm]	



Abbreviation	Attribut	Wert
X	Total width [mm]	330 mm
Y	Total depth [mm]	330 mm
Z	Total height [mm]	330 mm
A	Clamping depth outside pull-off [mm]	260 mm
S1	Width across flats [mm]	27 mm
Cmin	Span outside pull-off (min.) [mm]	0 mm
Cmax	Span outside pull-off (max.) [mm]	300 mm
K	Hook root thickness at the tip (claw thickness K) [mm]	5 mm
J	Hook base width (claw width J) [mm]	26 mm
O	Hook base depth usable (claw depth usable O) [mm]	20 mm
H	Total hook root depth (total claw depth H) [mm]	35 mm
L	Total claw thickness (L+1mm) (claw distance to base) [mm]	12 mm
Emin	Span inside pull-out (min.) [mm]	112 mm
Emax	Span inside pull-out (max.) [mm]	
Tmax	Max. torque [Nm]	250 Nm
Fmax	Max. tractive force [t]	10 t
Fmax	Max. tensile force [kN]	100 kN
S1	Width across flats connecting nut [mm]	

Abbreviation	Attribut	Wert
X	Total width [mm]	330 mm
Y	Total depth [mm]	330 mm
Z	Total height [mm]	330 mm
A	Clamping depth outside pull-off [mm]	260 mm
S1	Width across flats [mm]	27 mm
Cmin	Span outside pull-off (min.) [mm]	0 mm
Cmax	Span outside pull-off (max.) [mm]	300 mm
K	Hook root thickness at the tip (claw thickness K) [mm]	5 mm
J	Hook base width (claw width J) [mm]	26 mm
O	Hook base depth usable (claw depth usable O) [mm]	20 mm
H	Total hook root depth (total claw depth H) [mm]	35 mm
L	Total claw thickness (L+1mm) (claw distance to base) [mm]	12 mm
Emin	Span inside pull-out (min.) [mm]	112 mm
Emax	Span inside pull-out (max.) [mm]	
Tmax	Max. torque [Nm]	250 Nm
Fmax	Max. tractive force [t]	10 t
Fmax	Max. tensile force [kN]	100 kN
S1	Width across flats connecting nut [mm]	